



Yuma, AZ, USA

Home Price: \$345,000

Key insights for Yuma

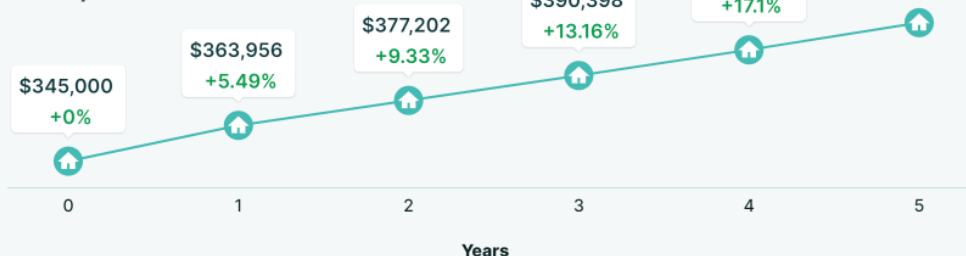
- Median Price: \$283,131
- Avg. Days on Market: 55

Forecasted Appreciation

Cumulative 5-year gain in Yuma County, AZ

+4.26% avg. per year ↗

\$73,416 ▲ (21.28%)



Historical Appreciation

Avg. per year in Yuma

5 yr	8.51%
10 yr	5.87%
63 yr	4.11%

Supply & Demographics

Homes Being Built

Yuma  
750/yr

New Listings

Area	December	Current Month
County: Yuma	118 -28% M/M 23% Y/Y	92

Affordability in Yuma

Median Household Income

\$57,295

National average: \$74,580



Affordability Index

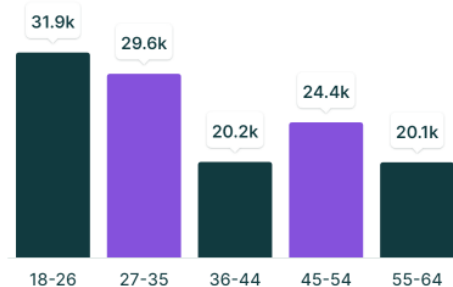
At 100, a household earning the median income can afford the median home price, with 20% down.

116

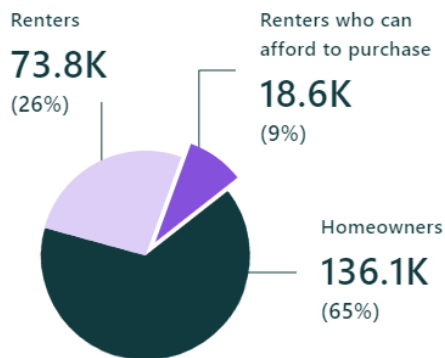


Demographics by Age

Based on total Population of 209.9k



Homeowners & Renters



Daniel Jackson

NMLS# 169485 • NOVA Home Loans  
Office: (928) 726-7266 • Cell: (928) 550-8744

daniel.jackson@novahomeloans.com

www.YumaLender.com

1590 S 2nd Ave, Yuma, AZ 85364

CERTIFIED MORTGAGE ADVISOR



Current as of 01/16/2024. AZ - BK 0902429

NOVA Home Loans NMLS#3087 BK#0902429 | Equal Housing Opportunity | Licensed by the Department of Business Oversight under the California Residential Mortgage Lending Act #4131230. Also Licensed by the CA-DBO under the CFL #6036566. Loans made or arranged pursuant to a California Financing Law License.

This document should not be construed as investment or mortgage advice or a commitment to lend. Your results may vary. There are no guarantees, promises, representations and/or assurances concerning the level of accuracy you may experience. For actual and current terms and rate information, please contact your lender directly. Monthly expenses may or may not include condominium or HOA fees, if applicable; your payment may be greater. \*Lender is not a tax consultation firm. Please seek advice from a tax professional. Sources: MBS Highway, FRED, US Census, BLS, JBRC, NAR, MLS Data provided by Listing Booster.